

# Wilo SP Series Submersible Sump and Sewage Pumps

*Product Brochure*



# Wilo SP Series

## Submersible Sump and Sewage Pumps

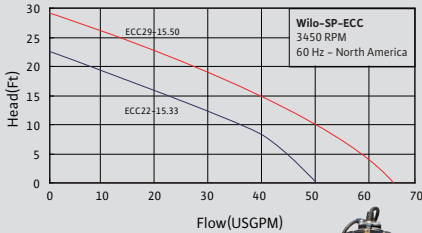
Applications Include:

» Sump & De-Watering

» Sewage & Effluent (WCC)

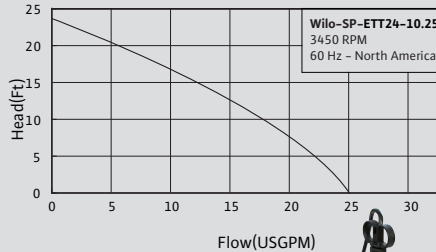
» Drainage

### Wilo SP Series



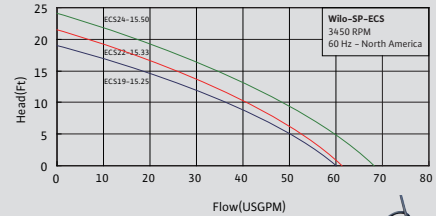
#### Wilo ECC

- » Cast Iron housing and volute
- » Thermoplastic Vortex Impeller
- » Stainless Steel bottom screened inlet
- » Replaceable tether float switch
- » Permanent split capacitor motor with thermal overload protection
- » 1½" NPT discharge (1¼" adapter included)
- » 10' Power cord included



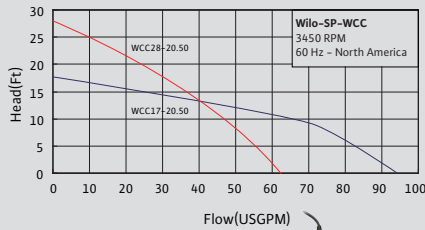
#### Wilo ETT

- » Thermoplastic Volute
- » Thermoplastic Vortex Impeller
- » Permanent split capacitor motor with thermal overload protection
- » Internal water level sensor automatically turns pump on/off
- » Removes water to within ¼" of surface
- » 15' power cord included



#### Wilo ECS

- » Stainless Steel Motor Housing
- » Cast Iron Volute
- » Thermoplastic Vortex Impeller
- » Vertical mechanical switch included
- » Oil-filled motor for maximum heat dissipation
- » 1½" NPT or 1¼" NPT discharge capable of handling up to ½" solids
- » 10' power cord included



#### Wilo WCC

- » Cast Iron housing
- » Thermoplastic Vortex Impeller
- » Replaceable float switch for automatic operation
- » Oil-filled motor
- » 2" NPT discharge capable of handling up to 2" solid (WCC17) or ¾" solids (WCC28)
- » 10' power cord included



## Basin Packages and Check Valves Available!



WILO USA LLC

Toll-Free: 866-945-6872  
 Web: [www.wilo-usa.com](http://www.wilo-usa.com)  
 Email: [info@wilo-usa.com](mailto:info@wilo-usa.com)

WILO Canada Inc.

Toll-Free: 866-945-6236  
 Web: [www.wilo-canada.com](http://www.wilo-canada.com)  
 Email: [info@wilo-canada.com](mailto:info@wilo-canada.com)

