

Submittal Data Sheet

Wilco MP - Horizontal Multistage Pumps


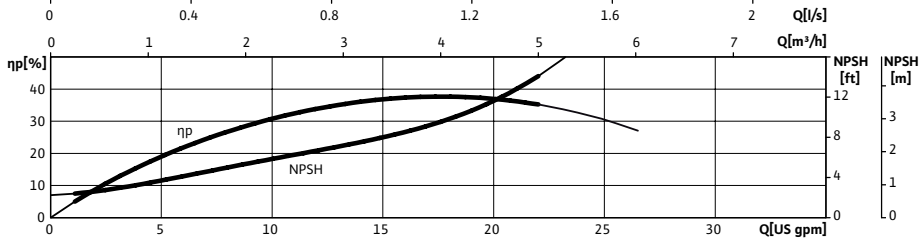
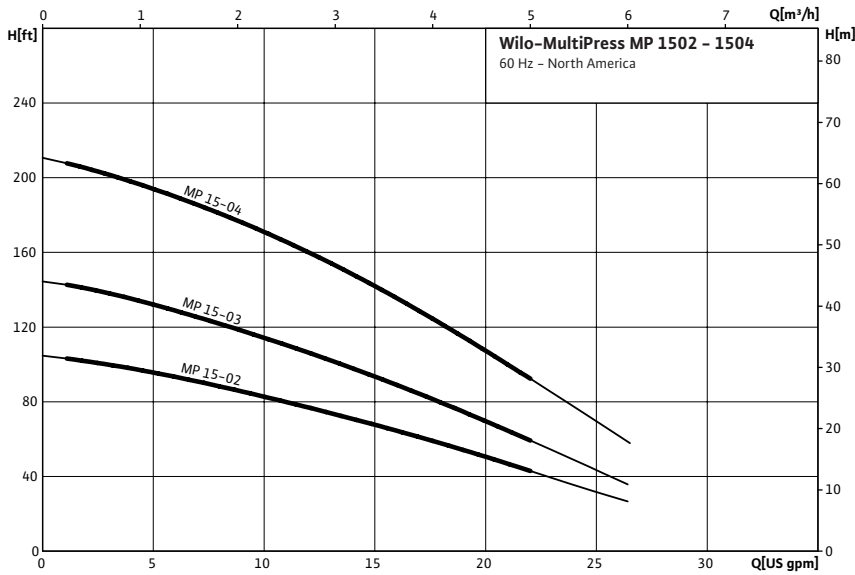


Wilco MP 15



Project:	
Engineer:	
Contractor:	
Submitted By:	Date:
Approved By:	Date:

Tag #	Model #	Flow	Head	HP	Cycle	Phase	Voltage	RPM
					60Hz			



Technical Data	
Max inlet pressure:	60 PSI
Max Ambient Temp:	104°F
Max operating pressure:	125 PSI
Fluids Temp Range:	40°F to 95°F
Available Voltages:	1- 115/230 3- 208/230/460
Motor Enclosure:	TEFC
Suction Connection	1" FNPT
Discharge Connection	1" FNPT

Materials of Construction	
Impeller:	Noryl
Shaft:	304 SS (1.4301) for 1hp XC38 1.0501 for 1½ and 2 hp
Pump Housing:	304 SS 1.4301
Mechanical seal:	Ceramic/Carbon
Stage chambers:	Noryl
Seals:	NBR

Applications	
• Pressure Boosting	• Water Supply
• Water Treatment	• Irrigation
• Fire Protection	• Industrial Washing

Approval Stamp

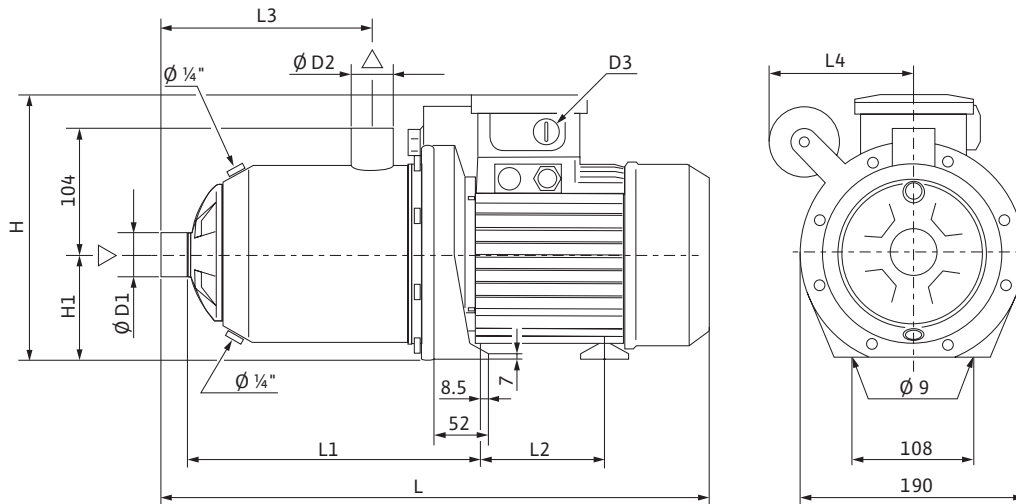


Submittal Data Sheet

Wilo MP - Horizontal Multistage Pumps



Dimensions & Weights



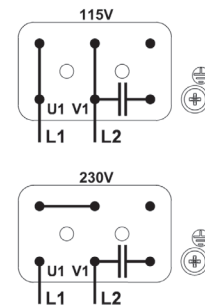
MP 15 - Dimensions and Weights

Model	Phase	FNPT			Dimensions (in)							Weight	
	(~)	D1	D2	D3	H	H1	L	L1	L2	L3	L4	[lbs]	[kg]
MP15-02	1	1	1	1/2	8 1/2	3 1/2	14 3/4	8	3 3/4	4 5/16	4 1/2	19.8	9
MP15-03	1	1	1	1/2	8 1/2	3 1/2	14 3/4	8	3 3/4	4 5/16	4 1/2	22	10
MP15-03	3	1	1	1/2	8 1/2	3 1/2	14 3/4	8	3 3/4	4 5/16	-	19.8	9
MP15-04	1	1	1	1/2	9	3 1/2	17 5/8	9 7/8	4 1/8	6 3/16	4 7/8	26	11.8
MP15-04	3	1	1	1/2	8 1/2	3 1/2	16 5/8	9 7/8	3 3/4	6 3/16	-	24	10.9

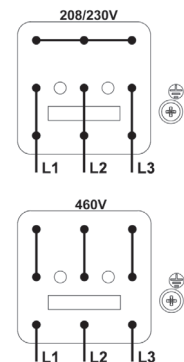
MP 15 - TEFC Motor Data

Model	P2		Phase	Current A (C)	Voltage V (A)
	[HP]	[kW]	(~)	[A]	[V]
MP15-02	3/4	1/2	1	7.8	115
MP15-02	3/4	1/2	1	4	230
MP15-03	1	3/4	1	10.5	115
MP15-03	1	3/4	1	5.4	230
MP15-03	1	3/4	3	3.7/3.7	208/230
MP15-03	1	3/4	3	1.85	460
MP15-04	1.5	1	1	16.2	115
MP15-04	1.5	1	1	8.3	230
MP15-04	1.5	1	3	5.5/5.5	208/230
MP15-04	1.5	1	3	2.75	460

Wiring Diagram 1~



Wiring Diagram 3~



WILO USA LLC

Tel: (866) 945-6872 Web: www.wilo-usa.com
Fax: (708) 338-9455 Email: info@wilo-usa.com

WILO Canada Inc.

Tel: (866) 945-6236 Web: www.wilo-canada.com
Fax: (403) 277-9456 Email: info@wilo-canada.com

WILO Mexico

Tel: +52 55 5586 3209 Web: www.wilo-mexico.com.mx
Fax: +52 1 55 5413 4165 Email: info@wilo.com.mx

Submittal Data Sheet

Wilco MP - Horizontal Multistage Pumps

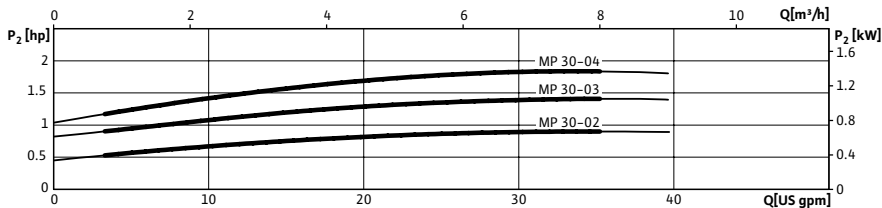
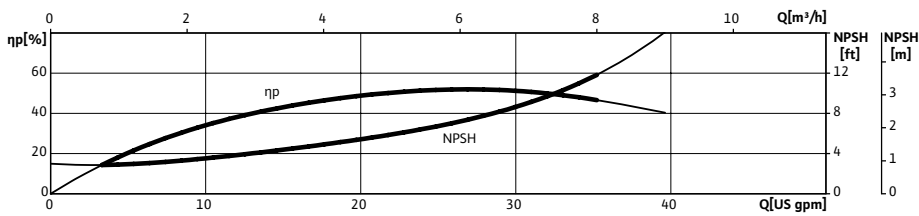
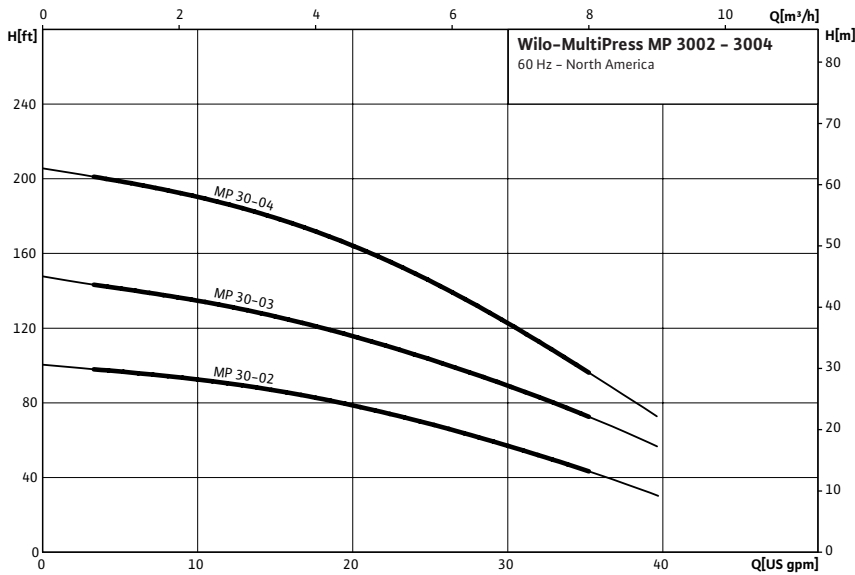


Wilco MP 30 (self-priming)



Project:	
Engineer:	
Contractor:	
Submitted By:	Date:
Approved By:	Date:

Tag #	Model #	Flow	Head	HP	Cycle	Phase	Voltage	RPM
					60Hz			



Technical Data


Max inlet pressure:	60 PSI
Max Ambient Temp:	104°F
Max operating pressure:	125 PSI
Fluids Temp Range:	40°F to 95°F
Available Voltages:	1- 115/230 3- 208/230/460
Motor Enclosure:	TEFC
Suction Connection	1" FNPT
Discharge Connection	1½" FNPT

Materials of Construction

Impeller:	Noryl
Shaft:	304 SS (1.4301) for 1hp XC38 1.0501 for 1½ and 2 hp
Pump Housing:	304 SS 1.4301
Mechanical seal:	Ceramic/Carbon
Stage chambers:	Noryl
Seals:	NBR

Applications

- Pressure Boosting
- Water Supply
- Water Treatment
- Irrigation
- Fire Protection
- Industrial Washing

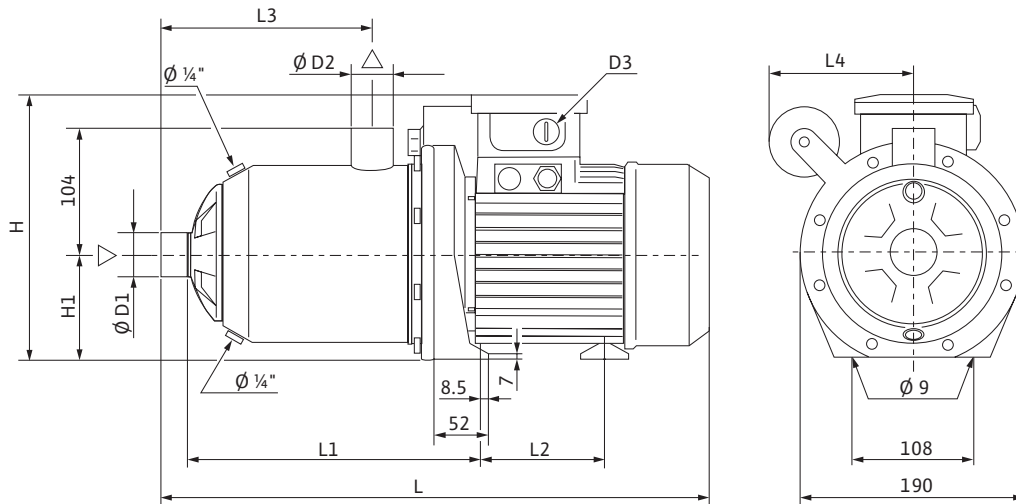


Submittal Data Sheet

Wilo MP - Horizontal Multistage Pumps



Dimensions & Weights



MP 30 - Dimensions and Weights

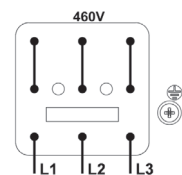
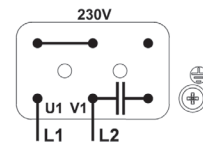
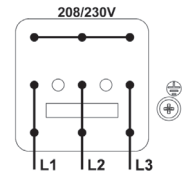
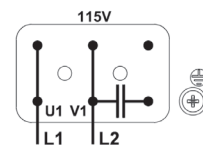
Model	Phase (~)	FNPT			Dimensions (in)							Weight	
		D1	D2	D3	H	H1	L	L1	L2	L3	L4	[lbs]	[kg]
MP30-02	1	1 1/4	1	1/2	8 1/2	3 1/2	14 3/4	8	3 3/4	4 5/16	4 1/2	21.6	9.8
MP30-02	3	1 1/4	1	1/2	8 1/2	3 1/2	14 3/4	8	3 3/4	4 5/16	-	19.6	8.9
MP30-03	1	1 1/4	1	1/2	9	3 1/2	14 3/4	8	4 1/8	4 5/16	4 7/8	26.7	12.1
MP30-03	3	1 1/4	1	1/2	8 1/2	3 1/2	14 3/4	8	3 3/4	4 5/16	-	25.1	11.4
MP30-04	1	1 1/4	1	1/2	9	3 1/2	17 5/8	9 7/8	4 1/8	6 3/16	4 7/8	30	13.6
MP30-04	3	1 1/4	1	1/2	9	3 1/2	17 5/8	9 7/8	4 1/8	6 3/16	-	28	12.7

MP 30 - TEFC Motor Data

Model	P2		Phase (~)	Current A (C) [A]	Voltage V (A) [V]
	[HP]	[kW]			
MP30-02	1	3/4	1	10.5	115
MP30-02	1	3/4	1	5.4	230
MP30-02	1	3/4	3	3.7/3.7	208/230
MP30-02	1	3/4	3	1.85	460
MP30-03	1.5	1.1	1	16.2	115
MP30-03	1.5	1.1	1	8.3	230
MP30-03	1.5	1.1	3	5.5/5.5	208/230
MP30-03	1.5	1.1	3	2.75	460
MP30-04	2	1 1/2	1	21.2	115
MP30-04	2	1 1/2	1	10.8	230
MP30-04	2	1 1/2	3	6.9/7.1	208/230
MP30-04	2	1 1/2	3	3.55	460

Wiring Diagram 1~

Wiring Diagram 3~



WILO USA LLC

Tel: (866) 945-6872 Web: www.wilo-usa.com
 Fax: (708) 338-9455 Email: info@wilo-usa.com

WILO Canada Inc.

Tel: (866) 945-6236 Web: www.wilo-canada.com
 Fax: (403) 277-9456 Email: info@wilo-canada.com

WILO Mexico

Tel: +52 55 5586 3209 Web: www.wilo-mexico.com.mx
 Fax: +52 1 55 5413 4165 Email: info@wilo.com.mx